

EXE REGATTA 2021

SAILING INSTRUCTIONS

Dinghy Racing

3rd and 4th July

Tides: Saturday 3rd July HW Exmouth 14:04 BST 2.8m

Sunday 4th July HW Exmouth 15:03 BST 2.8m

Please read these Sailing Instructions in conjunction with the Notice of Race for the Exe Regatta.

1. Changes to the Sailing Instructions

Any change to the Sailing Instructions (SIs) will be posted on the [Starcross YC Website](#) no less than two hours before the scheduled start time of the race or races concerned, except that any change to the planned schedule of races will be posted by 2200 hrs on the day before it will take effect.

Changes in the Sailing Instructions will be signalled by displaying flag "L" from the Starcross YC flagpole. Flag "L" will be lowered after the relevant racing has commenced.

2. Signals Made Ashore

Signals made ashore will be displayed on the Starcross YC flagpole.

In the event that racing has to be postponed flag AP will be displayed ashore. '1 minute', in 'Race Signals' is replaced with 'not less than 15 minutes'. This changes the meaning of AP in RRS Race Signals.

3. Schedule of Races / Racing Area

The race area and race schedule are defined in the Notice of Race.

Racing on both days will be held in the Exe estuary. The racing will take place in the area bounded approximately by Powderham Point, Lympstone, Red Navigation Buoy 18 and Red Navigation Buoy 20. The actual courses will depend on the wind and tidal conditions on the day.

All Races will use a Committee Boat start, a course defined by these Sailing Instructions and a finish on the Starcross Yacht Club line between the SYC flagpole and No. 29 (green) buoy (see Section 8). The Committee Boat is expected to be a Hunter Horizon 272 (white hull, 'Helghor') that will display an orange flag when on station for the start.





On completion of the first race on each day, competitors shall return to the Committee Boat area ready for the second race, which will be started as soon as practicable after completion of the first race.

On each day there will be 3 separate starts in the following order:

1. **Fast Handicap** Fleet (boats with a Portsmouth Yardstick between 790 and 1039)
2. **Hornet** Fleet (SW Open Meeting as part of the Regatta)
3. **Slow Handicap** Fleet (boats with a PY of 1040 or higher) and **Junior** Fleet (under 18 on day of event, sailing a boat with a PY between 1200 and 1450)

For all races a course will be laid as set out in Sections 4 - 6 of these Sailing Instructions.

The Class flags for each fleet will be as follows:

Fast Handicap	Numeral 1	
Hornets	Numeral 2	
Slow Handicap	Numeral 3	
Juniors	Numeral 4	

Junior classes shall start with the Slow Handicap and their class flag will be flown with the class flag for the Slow Handicap at the Warning signal.

4. The Courses

The start line will be between the main mast of the Committee Boat and an outer (pin end) mark. If possible, the start line will be positioned downwind of the leeward mark (Mark 4) but if there is insufficient water to do so the start line will be part way up the first leg. In such a case boats do NOT need to pass through the start line on each lap.

The leeward mark (Mark 4) does not count as a mark of the course on the first leg after the start, wherever the start line is positioned.

Mark 2 is an alternate windward mark. The Fast Handicap and Hornet Fleets will use Mark 1, the Slow Handicap and Junior Fleets will use Mark 2.

Mark CL will be positioned close to the finish line and is designed to give the race box officers a good view of boats finishing.

Courses will be set as follows, and signalled by the flying of the appropriate flag on the Committee Boat..

Note: the course may be different for each race.

Course T – Triangular Course

Flag T:



Mark 1 / 2	Windward mark
Mark 1a / 2a	Spreader mark (near Mark 1 / 2 - Windward mark)
Mark 3	Wing (gybe) mark
Mark 4	Leeward mark

Round 1 from start; Mark 1; Mark 1a, Mark 3; Mark 4; repeat for number of laps, then Mark 1, 1a, direct to Mark CL then finish on SYC Club line

Course W – Windward / Leeward Course

Flag W:



Mark 1 / 2	Windward mark
Mark 1a / 2a	Spreader mark (near Mark 1 / 2 - Windward mark)
Mark 4	Leeward mark

Round 1 from start; Mark1; Mark 1a; Mark 4; line; repeat for number of laps, then Mark 1, Mark 1a, direct to Mark CL then finish on SYC Club line.

Course O – Sausage/Triangle Course

Flag O:



Mark 1 / 2	Windward mark
Mark 1a / 2a	Spreader mark (near Mark 1)
Mark 3	Wing (gybe) mark
Mark 4	Leeward mark

Round 1 from start; Mark 1; Mark 1a, Mark 4; then **Round 2;** Mark 1; Mark 1a, Mark 3, Mark 4; repeat mark sequence for number of laps, then Mark 1, Mark 1a, direct to mark CL then finish on SYC Club line

The course selection (e.g. “T”), the number of laps to be sailed and the rounding direction (Port or Starboard) will be displayed on a board on the side of the Committee Boat e.g: **T PORT 3 LAPS.** Red (Port) or Green (Starboard) flags will also be displayed to indicate the rounding direction..

The same courses shall be used for the Fast Handicap and the Hornet fleet. A separate windward mark (Mark 2) and a separate spreader mark (Mark 2a) will be laid for the Slow Handicap and Junior Classes, to give a shorter beat for these classes only. All other marks for the Slow Handicap and Junior fleets shall be the same as for the other fleets.

The compass bearing of the first leg will not be displayed.

All boats shall complete the number of laps of the course as displayed on the Committee Boat or as shortened by the Race Committee. A lap is completed on rounding Mark 4 (leeward mark). After

completion of the required number of laps boats shall then round or pass Marks 1 and 1a on the correct side then proceed directly to the finish on the SYC Club Line via the Club Line mark (CL).

Diagrams of the courses and the finish line are shown in Appendix A.

5. Marks

For the Fast Handicap and Hornet course, the course marks will be orange cylindrical inflatable buoys.

For the Slow Handicap and Junior fleets, the Windward mark (Mark 2) will be an orange cylindrical inflatable buoy with a black band. The wing and leeward marks for the Slow Handicap and Junior fleets will be the same as for the other classes.

For all courses, a spreader mark (Mark 1a or 2a) will be laid near the windward mark (Mark 1 and Mark 2). These spreader marks will be yellow inflatable pillar buoys with two pink bands.

For all fleets, the pin end buoy for the start and the CL buoy near the finish will be an orange cylindrical buoy with a tan-coloured band.

6. The Start

All races will be started in accordance with RRS rule 26. (Start sequence 5 - 4 -1 - Start). The start signal for the first two starts will be the preparatory signal for the next start. The start line will be between the mast of the Committee Boat and the outer distance mark .

In the event of a general recall for any fleet, that fleet will then be restarted at the end of the sequence. A new preparatory signal for the recalled fleet will be made as soon as practicable after the last fleet start.

In the event of a general recall, it is likely that the Race Committee will use a Black Flag start for subsequent starts in accordance with Rule 30.4. This will be signalled by the display of a black flag at the Preparatory signal.

A boat starting later than 5 minutes after her starting signal will be scored 'Did Not Start' without a hearing. This changes RRS A5.2.

7. Change of the Next leg of the Course

The Race Committee may move any mark up to 100m without signalling the change. This changes rule 33.

For more significant course changes Flag C will be flown from the Committee Boat and safety boats will advise competitors at the preceding mark of the course with a sound signal.

8. The Finish

The finish line for all classes will be between Navigation Mark 29 (Green) and the mast of the SYC racebox (the SYC Club Line).

All boats shall complete the number of laps of the course as displayed on the Committee Boat. A lap is completed on rounding Mark 4 (Leeward mark). After completion of the number of laps indicated boats shall then round or pass Mark 1/1a (Mark 2/2a for Slow Handicap and Juniors) on the correct side, then proceed directly to the finish on the SYC Club Line i.e. ignoring all marks after Mark 1a or 2a except for the final mark close to the SYC Club line (Mark CL).

The CL mark will be an inflatable orange pillar buoy and may be laid EITHER to the North or South of the Finish Line (see diagram in Appendix A).

8.1 Shortened Course

The race may be shortened on completion of any round at Mark 4 by the Committee Boat flying flag S. If any class flags are flown below Flag S, it indicates the course is shortened for those classes only. The Committee Boat shall make two sound signals as the leading boat in each class approaches Mark 4.

After rounding Mark 4 with Flag S being flown, the leading boats shall sail to Mark 1 (Mark 2 for Slow Handicap and Juniors), then 1a (2a) and then to CL and the SYC Club Line. All other boats in that fleet shall then complete the same number of laps as the leading boat in their fleet, sail to Mark 1, 1a (2 and 2a) and then to CL and the SYC Club Line.

9. Time Limits

The time limit for the first boat to finish in each fleet shall be 90 minutes. The remaining boats in each fleet must finish within 20 minutes of the leading boat. The target finish time for the first boat is 60 minutes.

10. Protest and Redress Hearings

Protest forms may be obtained from the race office at Starcross YC.

The protest time limit is 60 minutes after the last boat has finished the last race of the day, on that course. This time limit may be extended by the Race Committee if appropriate.

Notices will be posted no later than 15 minutes after the expiry of the protest time limit to inform competitors of hearings in which they are parties to, or named as, witnesses.

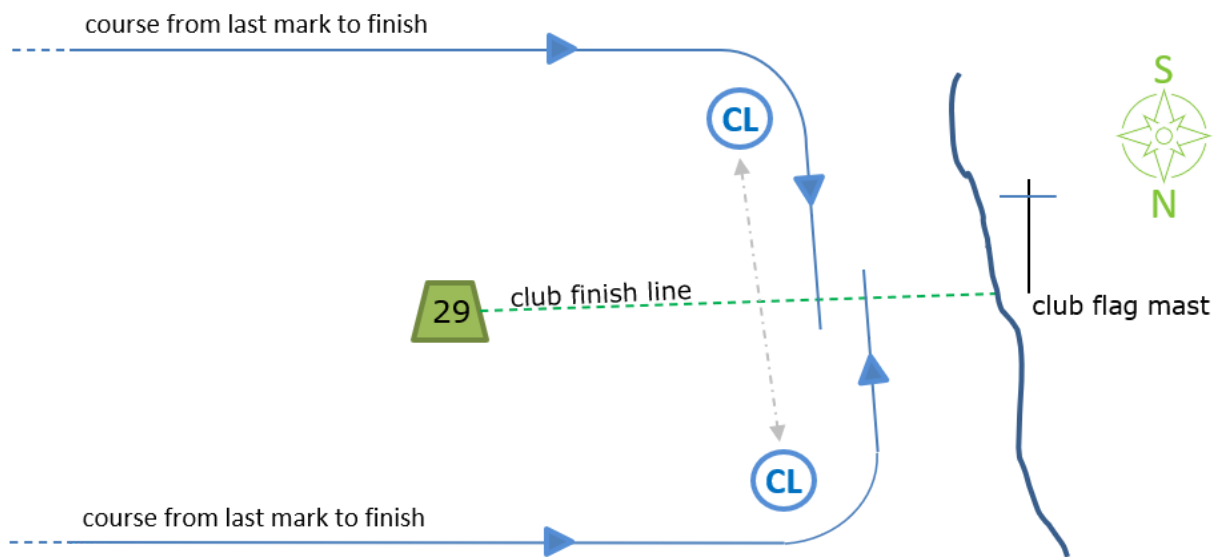
A competitor's request for reopening a hearing shall be delivered no later than 15 minutes after the party requesting reopening was informed of the protest committee's decision on that day. This changes RRS 66.

Hearings will be held in the "Members Room" at Starcross YC as soon as possible after notices are displayed.

To request correction of an alleged error in posted race or series results, a boat may make an inquiry of the Race Committee in writing or in person. If a request for correction is rejected, the 60 minute time limit for requesting redress, in writing/on a protest form, for the alleged error, will run from the time that the rejection is advised to the competitor.

Appendix A: Course Diagrams

Finish Diagram



The CL buoy is an orange inflatable buoy with a TAN band that will be positioned to EITHER the north or the south of the club finish line as shown. In each case you must pass the channel marker buoy 29 and then the CL buoy on the “same side” before crossing the finish line.

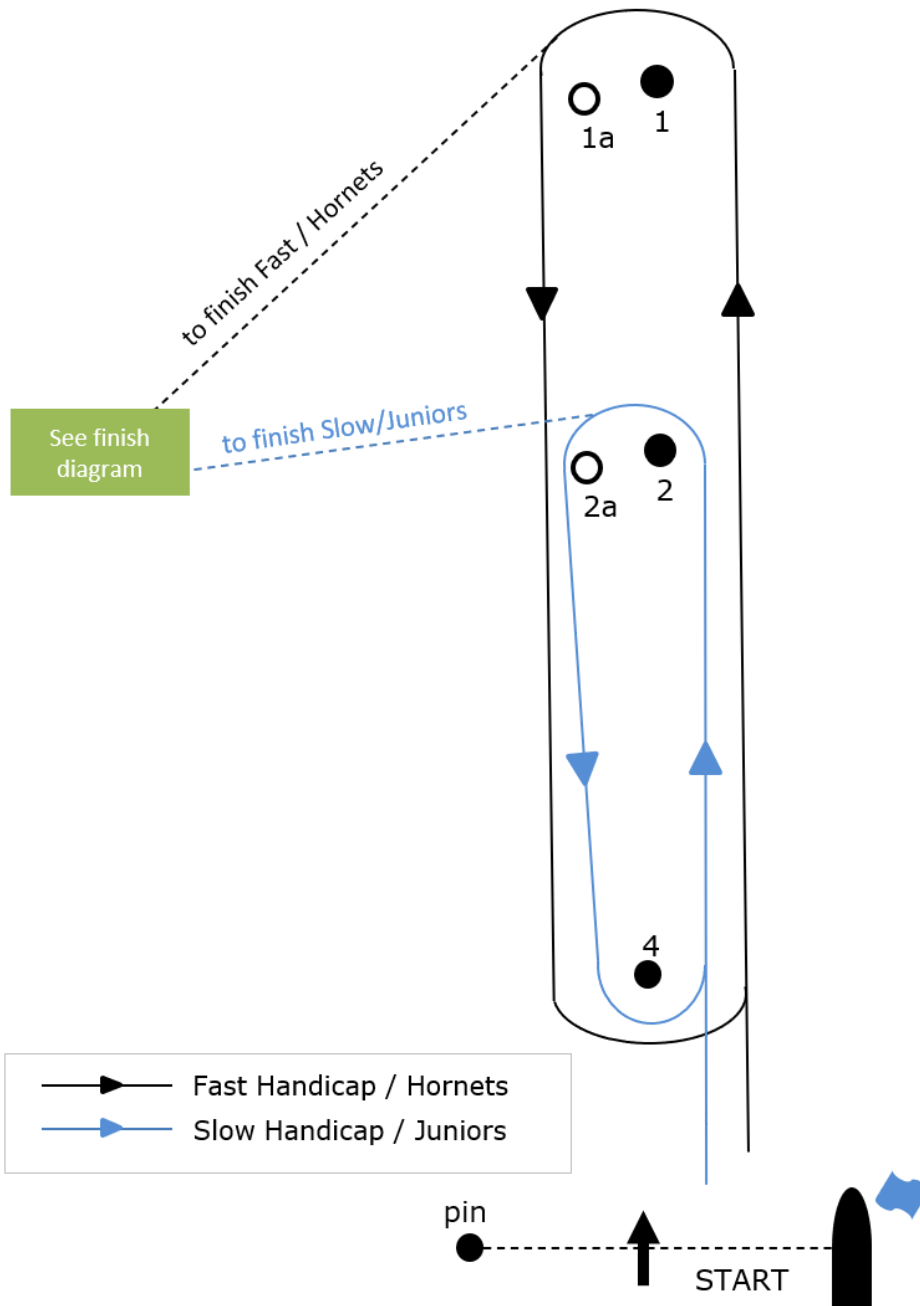
For example

- if the CL buoy is to the SOUTH of the club line – you must leave 29 and THEN the CL buoy to starboard before crossing the finish line
- if the CL buoy is to the NORTH of the club line – you must leave 29 and THEN the CL buoy to PORT before crossing the finish line

Course W: Windward- Leeward

Port rounding course shown - Reverse for Starboard course

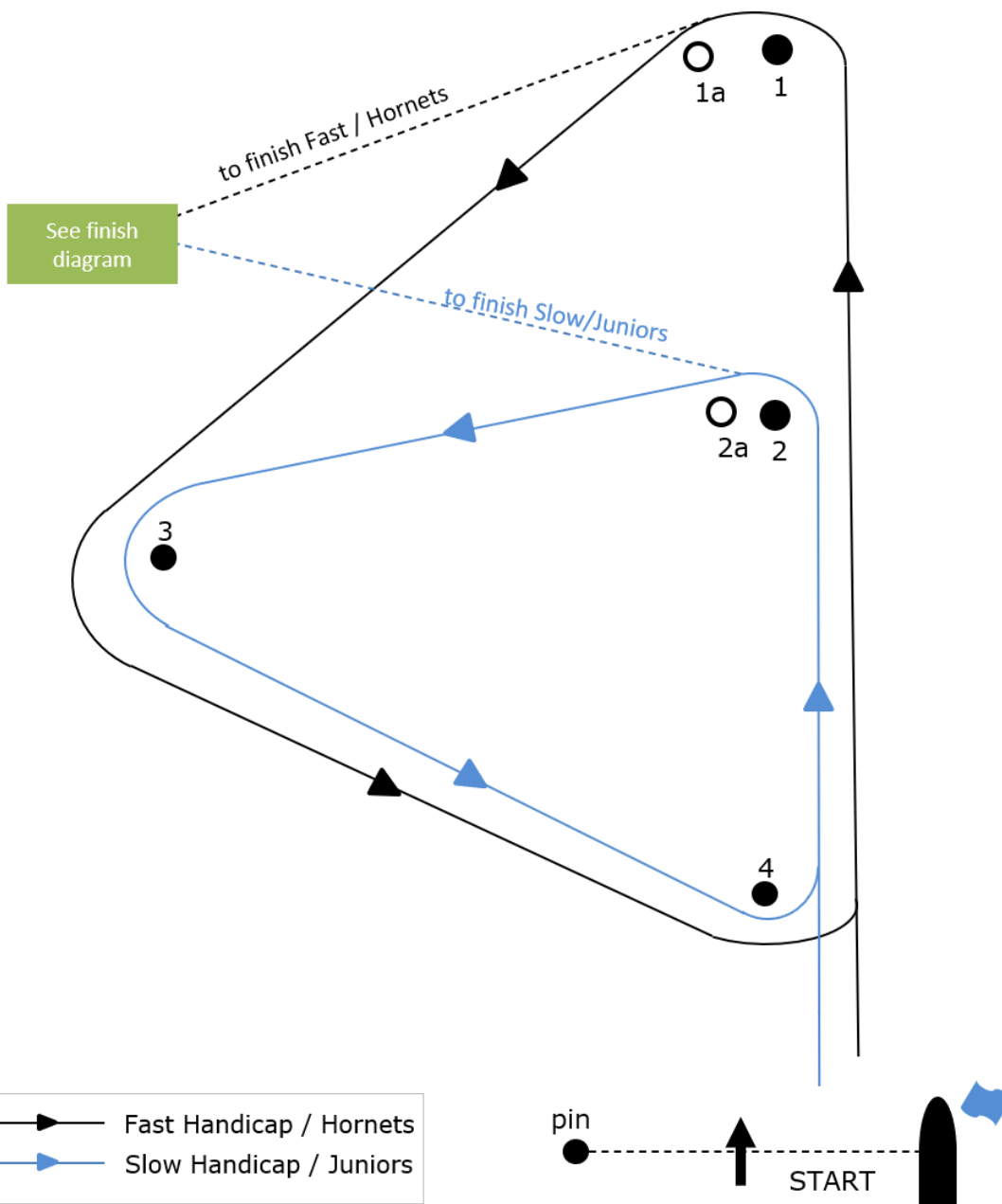
Windward/Leeward Course [port hand]		
Fast Handicap /Hornets	Course	Start, {1P, 1aP, 4P} repeat for each lap, 1P, 1aP to CL and Finish
Slow Handicap /Juniors	Course	Start, {2P, 2aP, 4P} repeat for each lap, 2P, 2aP to CL and Finish
Marks		1, 4: orange cylindrical inflatables 2: orange cylindrical inflatable (black band) 1a, 2a: yellow pillar inflatables (pink band) CL, Pin: orange cylindrical inflatables (tan band)



Course T: Triangle

Port rounding course shown - Reverse for Starboard course

Triangle Course [port hand]		
Fast Handicap /Hornets	Course	Start, {1P, 1aP, 3P, 4P} repeat for each lap, 1P, 1aP to CL and Finish
Slow Handicap /Juniors	Course	Start, {2P, 2aP, 3P, 4P} repeat for each lap, 1P, 1aP to CL and Finish
Marks	1, 3, 4: orange cylindrical inflatables 2: orange cylindrical inflatable (black band) 1a, 2a: yellow pillar inflatables (pink band) CL, Pin: orange cylindrical inflatables (tan band)	



Course O: Sausage - Triangle

Port rounding course shown - Reverse for Starboard course

Sausage-Triangle Course [port hand]		
Fast Handicap /Hornets	Course	Start, {1P, 1aP, 4P} <i>odd laps</i> , {1P, 1aP, 3P, 4P} <i>even laps</i> , 1P, 1aP to CL and Finish
Slow Handicap /Juniors	Course	Start, {2P, 2aP, 4P} <i>odd laps</i> , {2P, 2aP, 3P, 4P} <i>even laps</i> , 2P, 2aP to CL and Finish
Marks		1, 3, 4: orange cylindrical inflatables 2: orange cylindrical inflatable (black band) 1a, 2a: yellow pillar inflatables (pink band) CL, Pin: orange cylindrical inflatables (tan band)

